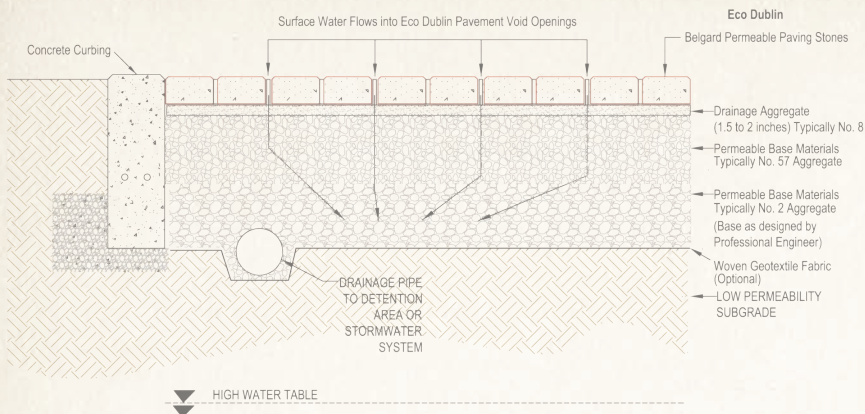


Eco Dublin

Delivers a permeable surface with the lasting appeal of hand cobbled stone, low maintenance, and the option of mechanical installation.

- ADA compliant.
- Provides solution for EPA Phase II Requirement.
- Controls runoff & eliminates standing water.
- Improves water quality.
- Lowers construction costs.
- Can be installed mechanically or by hand.



Benefits PICP

- Reduces pollution from rain water run off
- Reduces runoff from common rainstorms by as much as 100%
- 50 year life-cycle for surface
- Compatible with underground storm water storage systems
- Outperforms similar systems in harsh climate or freeze thaw cycles
- Replaces detention/retention ponds

Contributing to LEED Credits with Permeable Pavers

Water Efficiency (WE) - Credit WEc1, WEc2 and WEc3:

Water efficiency landscaping, innovative wastewater technology and water use reduction can all be accomplished in conjunction with the use of permeable concrete paving stone systems by capturing rainwater to be used later for irrigation or gray water use.

SS – Credit 6.1 Stormwater Design, Quantity Control

SS – Credit 6.2 Stormwater Design, Quality Control

SS – Credit 7.1 Heat Island Effect Non-Roof

MR – Credit 2.1 & 2.2 Construction Site Waste Management

MRc 4 – Recycled content. The sum of post consumer recycled content.

- Requirement for one point is 10% of the materials value.
- Requirement for two points is 20% of the materials value.

MRc 5 – Regional Materials: Products and materials extracted and manufactured within 500 miles.

- Requirement for one point is 10% of the materials value (based on cost).
- Requirement for two points is 20% of the materials value (based on cost).



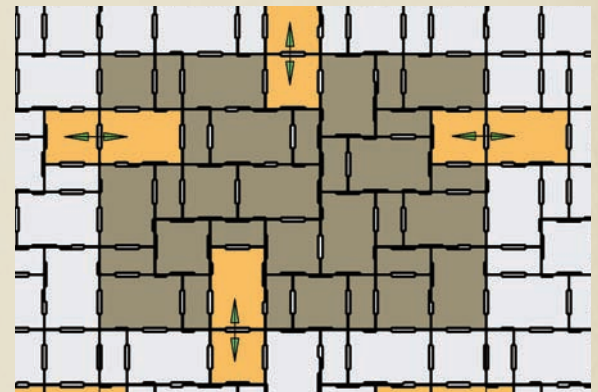
Installation infill aggregate requirement: 2.22 CF/Pallet or .025 CF/SF



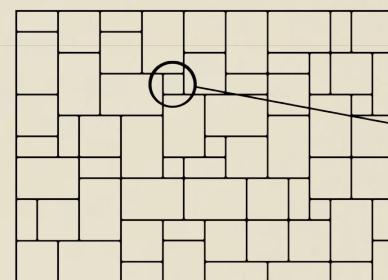
Belgard is a member of the ICPI and NCMA and complies with or surpasses the standards of both organizations.



PATTERNS



Recommended pattern for mechanical installation showing stitching pavers (orange) is above. Please refer to ICPI Tech Spec 11, Mechanical Installation of Interlocking Concrete Pavements.



Pattern will require cutting

For more patterns visit: <http://belgarddesignpro.com>

Hand installation can be at random and does not require stitching, as in the example above.

ECO DUBLIN



91.6 sq ft per pallet
11.45 sq ft per layer
Void Opening 6.90%
Infill needed 2.22 cf per pallet or .025 cf/sf

Specs:
Square: 6.8" x 6.8" x 3.15"
Small Rectangle: 3.5" x 6.8" x 3.15"
Large Rectangle: 10.3" x 6.8" x 3.15"